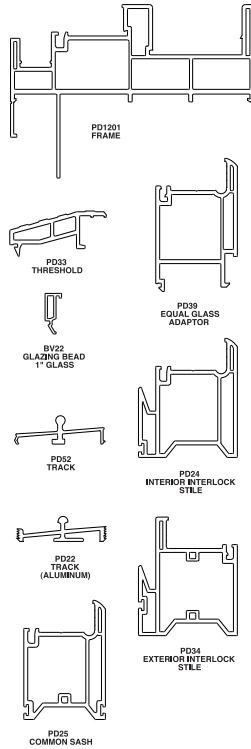





# SlideView



## FEATURES & BENEFITS

- Multi-point locking hardware.
- All welded frame & sash.
- Colors: White, Beige and Clay.
- Internal weep system.
- Stainless steel adjustable tandem rollers, lock and striker.
- Keyed lock cylinder.
- New construction nail fin.
- Integral J-channel.
- Field Reversible.
- XO, OX, OXO configurations.
- 12 gauge steel reinforcing.
- White/beige/clay hardware finish.
- Accommodates 1" glazing.
- Dual seal weatherstripping.
- Exterior glazed.
- Integral screen track.
- Vinyl threshold cover.
- AAMA approved PVC lineal certification.
- NFRC simulations.
- ENERGY STAR® Partner.

NEW CONSTRUCTION DOORS

PD12WW SLIDEVIEW PATIO DOOR

### MFG. LIMITATIONS

	Width
Minimum	*
Maximum	8' 0"

	Height
Minimum	*
Maximum	8' 0"

\* Minimum width and heights are determined by process machinery capabilities.

### BASELINE PERFORMANCE

#### Thermal Insulation

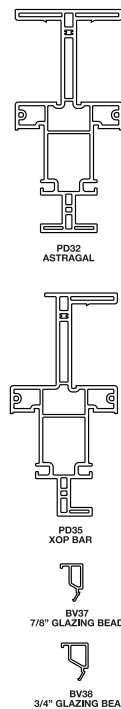
GLASS	Uc Value	R Value
Clear	.47	2.12
Low-E/Argon	.28	3.57
Dual Low-E/Argon	.22	4.55

#### Structural Performance

Air Infiltration@ 25MPH	.08 cfm/ft <sup>2</sup>
Water Penetration	7.50 psf
Uniform Loads	+/-75.0 psf

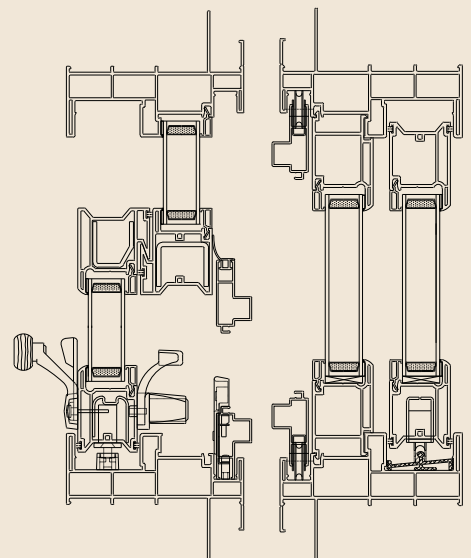
AAMA RATING:SGD - LC50

### Optional Profiles



IMPACT RATED!

### ASSEMBLIES



the CORE window & door platform products by VEKA